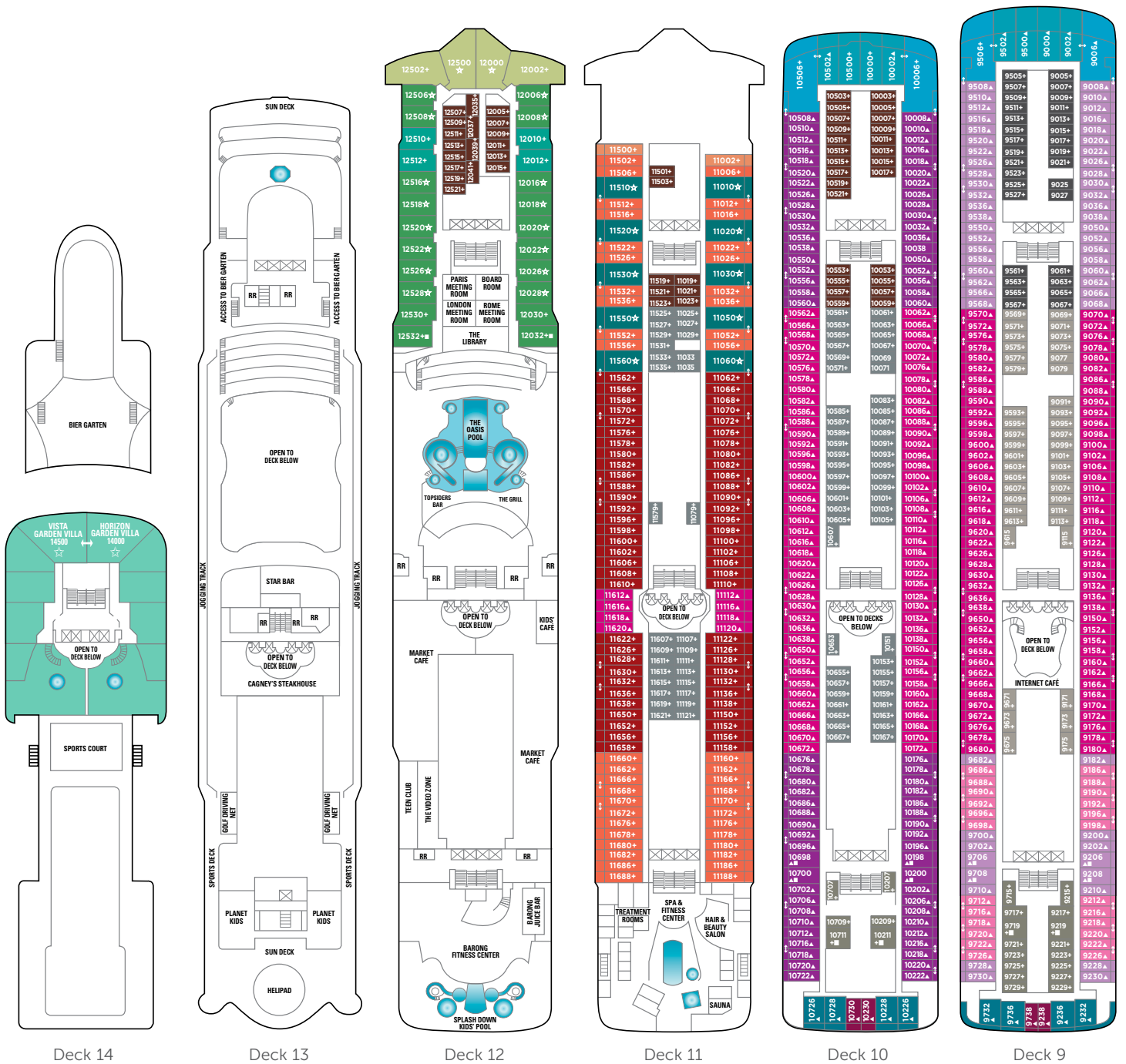


NORWEGIAN DAWN/STAR (Dawn-Class Ships)

Deck plans shown are of Norwegian Star. The deck plans of Norwegian Dawn differ slightly from the staterooms, categories and public areas shown below. Deck plans and information subject to change.




SYMBOLS

- With facilities for the disabled
- ↔ Connecting staterooms
- ▲ 3rd guest occupancy avail.
- + 3rd/4th guest occupancy avail.
- ★ 3rd/4th/5th guest occupancy avail.
- ☆ Up to 6th guest occupancy avail.
- × Elevator
- RR Restroom

STATEROOM FEATURES

All staterooms aboard Norwegian Dawn/Star have a phone, TV, air conditioning, refrigerator, safe, duvet, bathroom with shower and hair dryer. Most lower beds are convertible to a queen-size bed. Quoted stateroom sizes include balconies where applicable.



GARDEN VILLAS

S1 Three separate bedrooms with king-size or queen-size bed, each with private bathroom (two with whirlpool tub & separate shower), living room with dining area, private garden with hot tub and outdoor dining area. Butler service and concierge available. Size approx. 622 m²; max. occupancy 7 guests

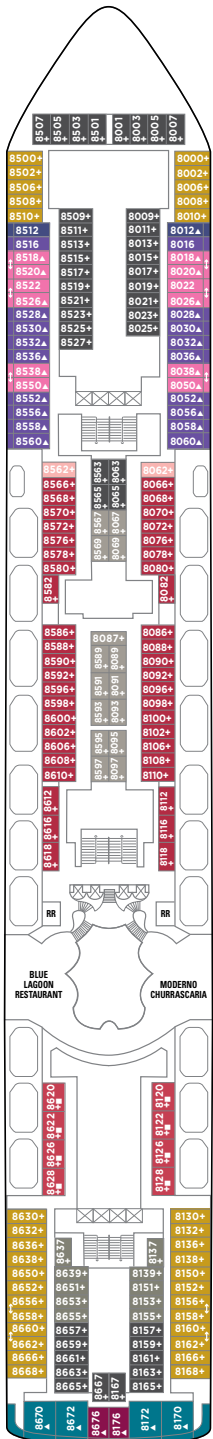


OWNER'S SUITES

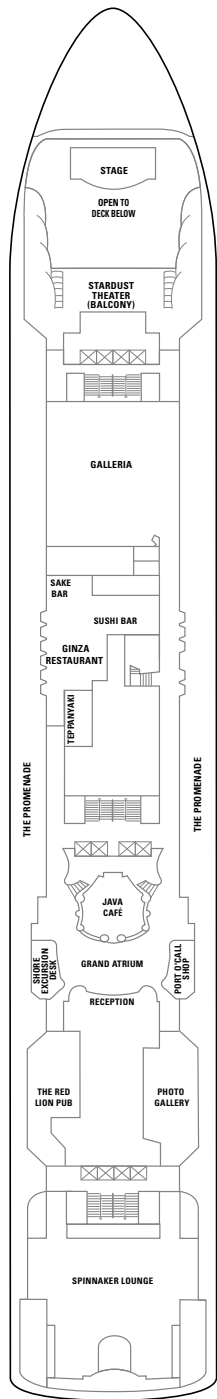
SA (Deluxe Owner's Suites) Bedroom with king-size bed, partly separate children's bedroom, bathroom with whirlpool tub & separate shower, living room with dining area. Butler service and concierge available. Size approx. 62-68 m²; max. occupancy 6 guests

SB (Owner's Suites) Bedroom with king-size bed, bathroom with whirlpool tub & separate shower, living room with dining area, two balconies. Butler service and concierge available. Size approx. 67 m²; max. occupancy 4 guests

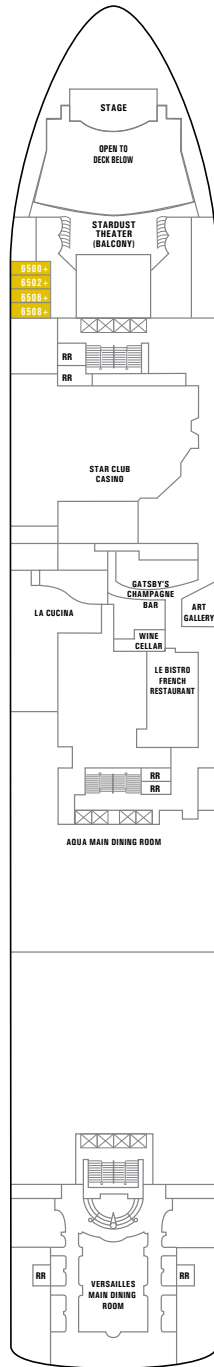
- Indicates stateroom categories that can accommodate three or more guests.



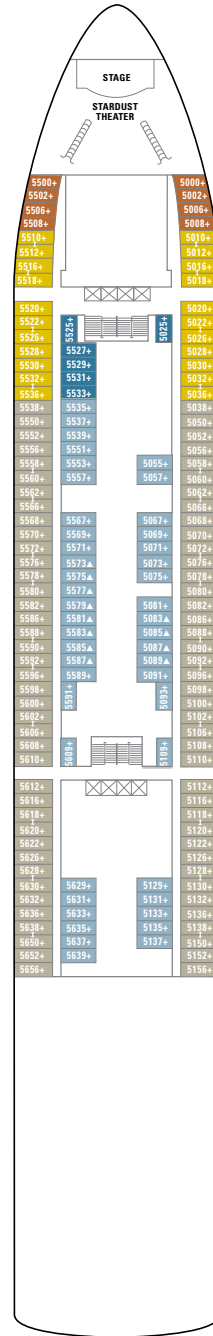
Deck 8



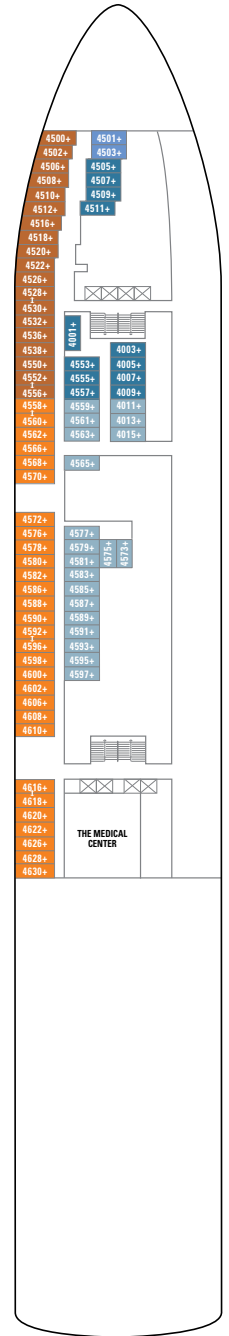
Deck 7



Deck 6



Deck 5



Deck 4



PENTHOUSES & FAMILY SUITES

SC (Family Suites) Two separate bedrooms, one with queen-size bed, two bathrooms (one with tub & separate shower), living room with dining area, balcony. Butler service and concierge available. Size approx. 53.5 m²; max. occupancy 6 guests


SD SE SF SG SJ (SD, SJ=Family Suites) Queen-size bed, living & dining area, balcony (SJ without balcony). Butler service and concierge avail. Size SD, SJ approx. 38-46 m², SE approx. 45 m², SF approx. 33-35 m², SG approx. 38 m², max. occupancy SE, SF, SG 4 guests, SD, SJ 6 guests (SD: N. Dawn only, SG: N. Star only)



MINI SUITES & BALCONY STATEROOMS

MA MB (Mini Suites) Two lower beds, sitting area, balcony. Size approx. 26.5 m²; max. occupancy 4 guests

B1 B3 BA BB BC BD (B3=Family Balcony Staterooms) Two lower beds, sitting area, balcony (steal enclosed in some staterooms). Size B1 approx. 19-24.5 m², B3-BD approx. 19 m²; max. occupancy 3 guests



OCEANVIEW & INSIDE STATEROOMS

O1 OA OB (O1=Family Oceanview Staterooms) Two lower beds, picture window. Size approx. 15 m²; max. occupancy 4 guests

OF OG OK Two lower beds, porthole (OK with obstructed view). Size approx. 15 m²; max. occupancy 4 guests

I1 IA IB IC ID IE IF (I1=Family Inside Staterooms) Two lower beds. Size approx. 13 m²; max. occupancy 4 guests